

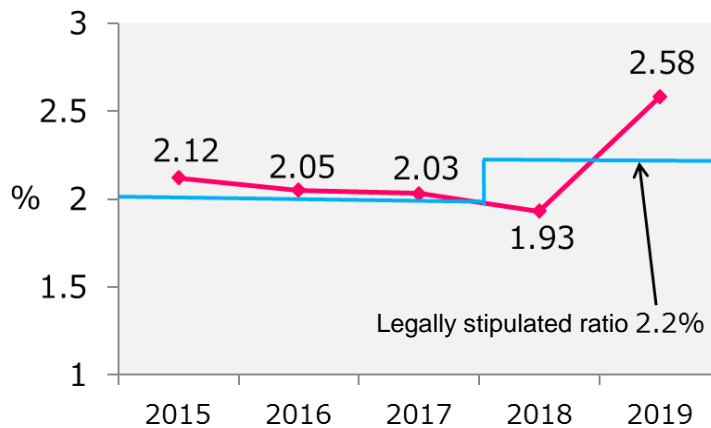
Toyol Group Sustainability Report 2020 Data

- Toyol Group Data
- Toyol Group Data (Domestic)
- Toyol Group Data (Non-Consolidated)



Human capital data

■ Employment ratio of handicapped persons



■ Diversity

	Ratio
Female employee ratio	11.9%
Female manager ratio	4.8%
Non-Japanese employee ratio	0.6%

(As of March 31, 2020)

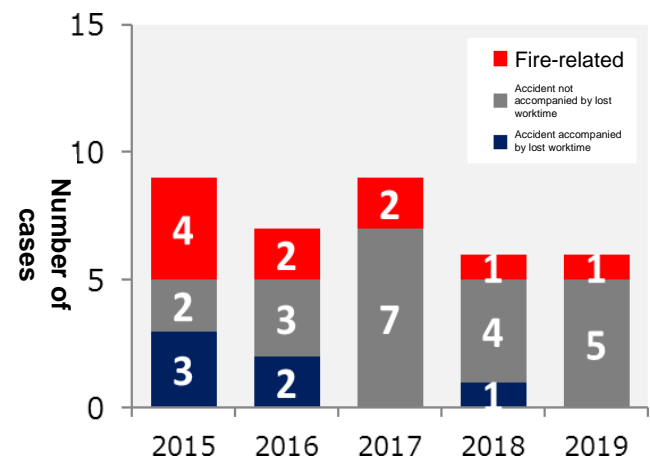
Occupational health and safety data

■ Ratio of accidents accompanied by lost worktime

	Frequency rate	Severity rate
Toyol Group safety results in 2019	1.52	0.00
Targets set by Japan Aluminium Association	1.70	0.02

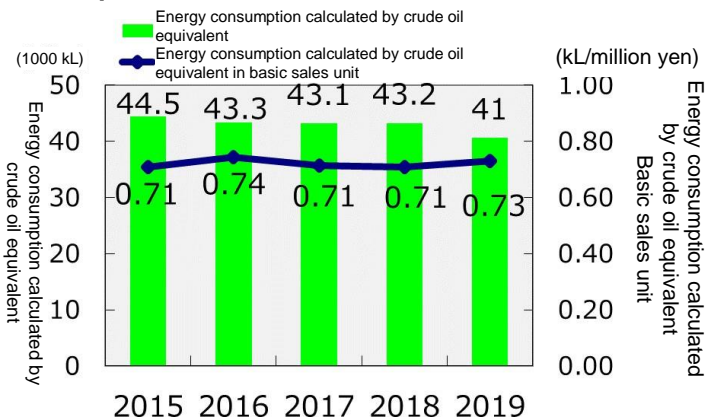
- * Frequency rate: Number of deaths and injuries from industrial accidents per one million work-hours in the aggregate, indicating frequency of accidents
- * Severity rate: Number of workdays lost per one thousand work-hours in the aggregate, indicating severity of accidents

■ Annual number of accidents

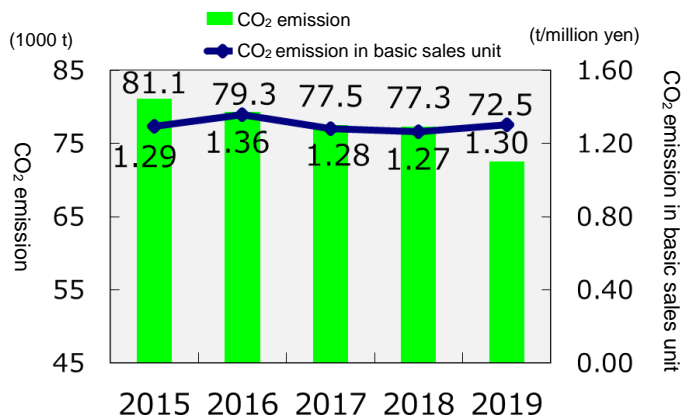


Environmental data

■ Energy consumption calculated by crude oil equivalent and basic sales unit



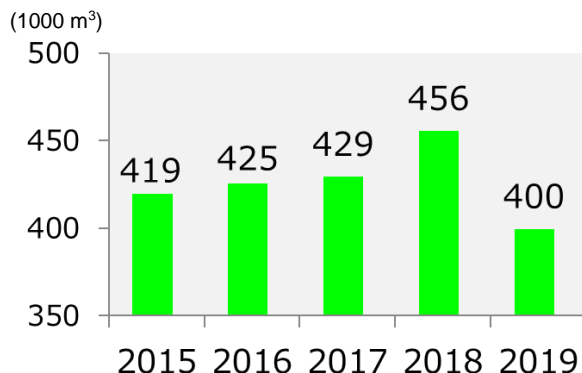
■ CO₂ emission and basic sales unit



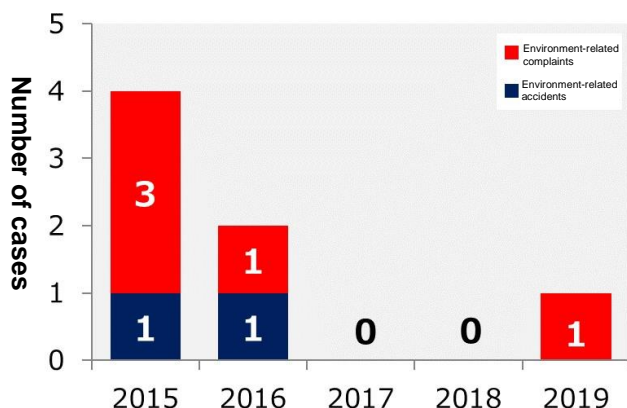
■ Industrial waste generation and basic sales unit



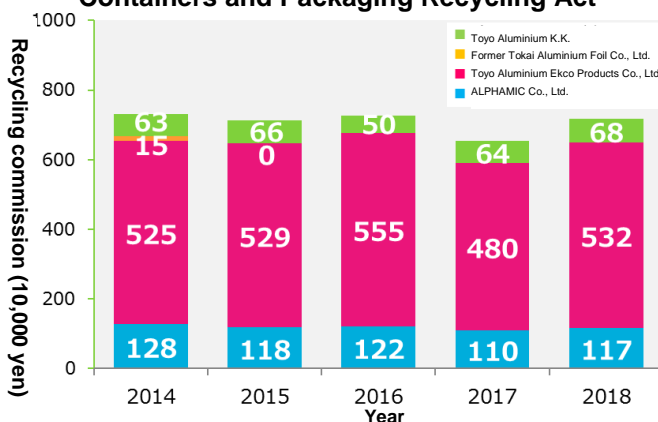
■ Total water intake



■ Annual number of environment-related problems



■ Changes in recycling commissions under Containers and Packaging Recycling Act



■ Regular notifications required for compliance with environmental laws/regulations (submitted in fiscal 2019)

- Regular report required under the Act on Rationalizing Energy Use
- Mid-to-long-term plan required under the Act on Rationalizing Energy Use
- Delivery status, etc. of industrial wastes manifests, required under the Waste Management Act
- Special management industrial wastes disposal plan required under the Waste Management Act
- Special management industrial waste disposal plan implementation status report required under the Waste Management Act
- PCB wastes, etc. storage and disposal status notification sheet required under the Law Concerning Special Measures Against PCB Waste
- Notification of release amounts and transfer amounts of Class I Designated Chemical Substance required under the Act on Confirmation, etc. of Release Amounts of Specific Chemical Substances in the Environment and Promotion of Improvements to the Management Thereof (PRTR)
- Report of imposed amounts on pollution loads required under the Act on Compensation for Pollution-related Health Damage

■ PRTR notification substance discharge (result in 2019)

Unit: kg

No.	Substance	Released amount				Transferred amount	
		Atmosphere	Public water	Soil	Landfill	Sewage	Outside of premises
003	Boron compound	0	0	0	0	0	5
053	Ethyl benzene	284	0	0	0	0	1,852
080	Xylene	5,857	0	0	0	0	32,402
186	Methylene chloride	13,000	0	0	0	0	3,500
273	n-dodecyl alcohol	6,149	0	0	0	0	3,857
296	1,2,4-trimethylbenzene	22,750	0	0	0	0	110,108
297	1,3,5-trimethylbenzene	5,300	0	0	0	0	34,000
300	Toluene	46,500	0	0	0	0	296,580
309	Nickel compound	0	0	0	0	17	0
321	Vanadium	0	0	0	0	0	0.2
392	n-hexane	46	0	0	0	0	240
438	Methylnaphthalene	23	0	0	0	0	0

■ Number of employees with publicly accredited qualifications

(Number of employees)

Qualification		Number of qualified employees
Pollution control manager	Atmosphere	12
	Water	12
	Noise	2
	Vibration	1
	Noise/vibration	4
	Dioxins	3
Special management industrial waste manager		33
Energy manager		15

■ Environmental accounting (results in 2019)

(1000 yen)

Category	Investment	Cost
Pollution prevention cost	70,820	192,449
Global environmental protection cost	238,460	49,015
Resource recycling cost	2,000	84,345
Up-stream/down-stream cost	0	680
Control activity cost	0	36,001
Social activity cost	0	160
Total	311,280	362,650

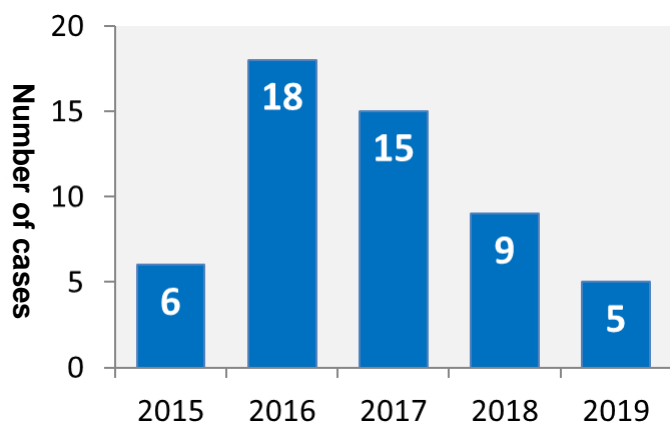
* Investment: Disbursement for the purpose of environmental protection among investments in depreciable assets

* Cost: Amounts incurred for the purpose of environmental protection among enterprise expenses, etc.

(Based on the Environmental Accounting Guidelines, 2005 edition, Ministry of the Environment)

Quality assurance data

■ Annual number of quality review meetings



ISO certification acquisition status

■ List of ISO9001 certifications (transferred to 2015 version)

Company/business office	Qualification/ certification timing	Status of transfer to 2015 version
Toyol Europe S.A.S.U.	June 1995	Transferred
Yao Works, Toyo Aluminium K.K.	October 1996	Transferred
Gumma Works, Toyo Aluminium K.K.	October 1996	Transferred
Shinjo Works (including Gose), Toyo Aluminium K.K.	September 1997	Transferred
Hino Works, Toyo Aluminium K.K.	March 1998	Transferred
Kanbara Works, Toyo Aluminium K.K.	April 1998	Transferred
Chigasaki Works, Toyo Aluminium K.K.	April 1998	Transferred
Chigasaki Works (Yabata), Toyo Aluminium K.K.	April 1998	Transferred
Shiga Works, Toyo Aluminium Ekco Products Co., Ltd.	August 1998	Transferred
Chiba Works, Toyo Aluminium K.K.	September, 1999	Transferred
Toyol America, Inc.	March 2000	Transferred
ALP Co., Ltd	March 2003	Transferred
Toyo Tokai Aluminium Hanbai K.K.	January 2004	Transferred
ALPHAMIC Co., Ltd.	December 2004	Transferred
Hunan NingXiang JiWeiXin Metal Powder Co., Ltd.	August 2005	Transferred
Shinjo Works (Hirano), Toyo Aluminium K.K.	February 2007	Transferred
Toyol Zhaoqing Co., Ltd.	August 2010	Transferred

■ List of ISO14001 certifications (transferred to 2015 version)

Company/business office	Qualification/ certification timing	Status of transfer to 2015 version
Yao Works, Toyo Aluminium K.K.	January 2001	Transferred
Gumma Works, Toyo Aluminium K.K.	August 2001	Transferred
Toyo Tokai Aluminium Hanbai K.K.	November 2001	Transferred
Toyo Aluminium Ekco Products Co., Ltd.	March 2003	Transferred
ALP Co., Ltd	March 2003	Transferred
Shinjo Works (including Gose), Toyo Aluminium K.K.	April 2003	Transferred
Hino Works, Toyo Aluminium K.K.	March 2004	Transferred
Hunan NingXiang JiWeiXin Metal Powder Co., Ltd.	May 2007	Transferred
Kanbara Works, Toyo Aluminium K.K.	June 2007	Transferred
Chigasaki Works, Toyo Aluminium K.K.	June 2007	Transferred
Chigasaki Works (Yabata), Toyo Aluminium K.K.	June 2007	Transferred
Chiba Works, Toyo Aluminium K.K.	July 2007	Transferred
Toyol Zhaoqing Co., Ltd.	October 2010	Transferred
Toyol Europe S.A.S.U.	July 2012	Transferred
Shinjo Works (Hirano), Toyo Aluminium K.K.	March 2016	Transferred

■ List of ISO27001 certifications

Company	Business office	Qualification/ certification timing
Toyo Aluminium K.K.*	Osaka Office, Tokyo Office, Yao Works (partial), Shinjo Works (partial)	March 2007
Toyo Aluminium Ekco Products Co., Ltd.	All business offices (excluding production sites)	September 2008
Toyo Tokai Aluminium Hanbai K.K.	All business offices	September 2008

★ The certification scope expanded steadily; in October 2016, all business offices were properly certified (excluding production sites)