

# Toyo Group Sustainability Report 2021 Data

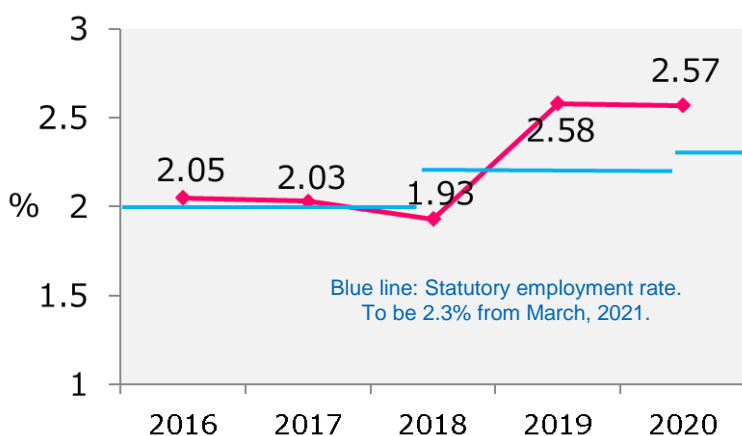
- Data of the Toyo Group
- Data of the Toyo Group (Domestic)
- Data of Toyo Aluminium K.K. (Non-consolidated)



## Human Capital

### ■ Employment rate of people with disabilities

### ■ Diversity



	Rate
Rate of female employees	12.4%
Rate of female managers	3.8%
Rate of foreign employees	1.0%

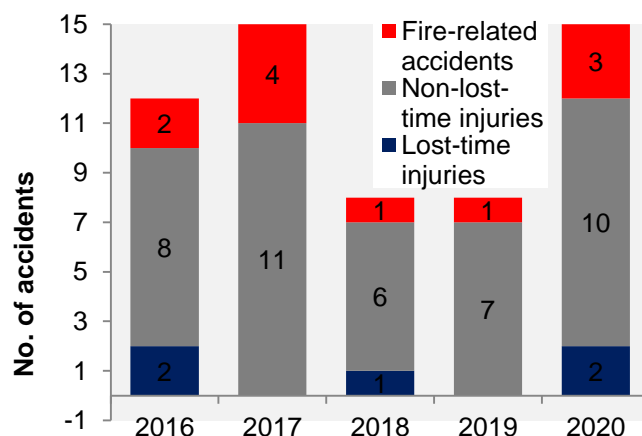
(As of March 31, 2021)

## Occupational Safety and Health

### ■ Lost-time injury frequency rate

### ■ Transition of the number of accidents

	Frequency rate	Severity rate
Toyo Group safety results of FY 2020	3.70	0.02
Targets set by Japan Aluminium Association	1.70	0.02



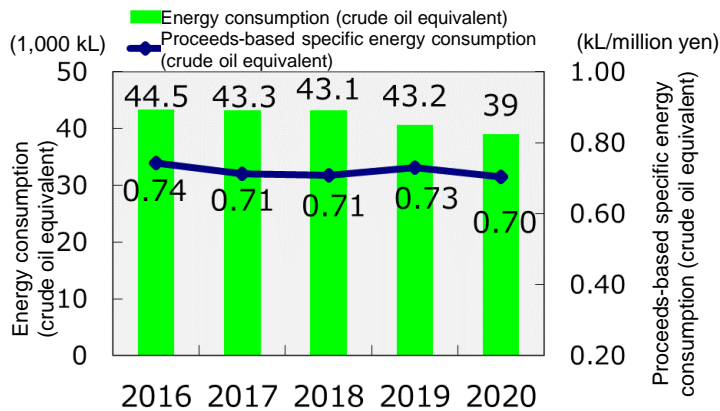
\*Frequency rate: The number of casualties caused by occupational accidents per million hours worked, and an indicator that shows the frequency of accidents.

\*Severity rate: An indicator that shows the severity of accidents based on the number of work days lost per thousand hours worked.

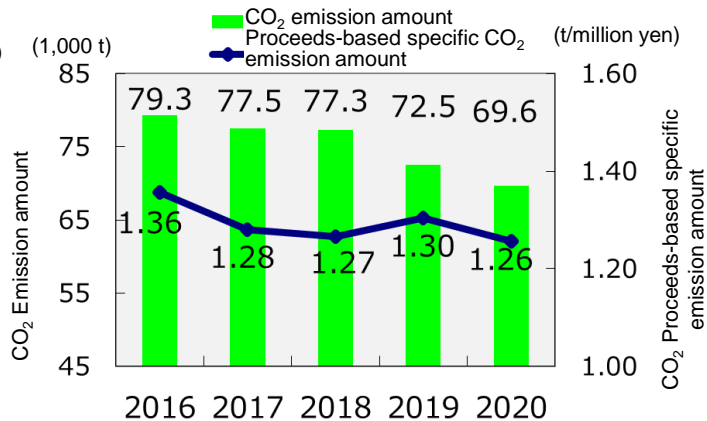
\* Since the accident categories of non-lost-time injuries and minor injuries were revised in fiscal 2020, the data before 2020 was also reclassified with the same definitions.

# Environment

## ■ Proceeds-based specific energy consumption (crude oil equivalent)



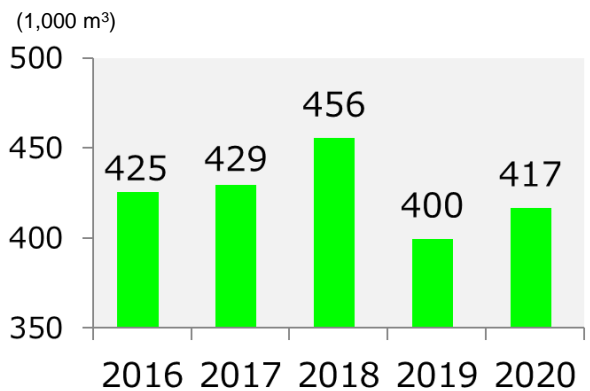
## ■ Proceeds-based specific CO<sub>2</sub> emission amount



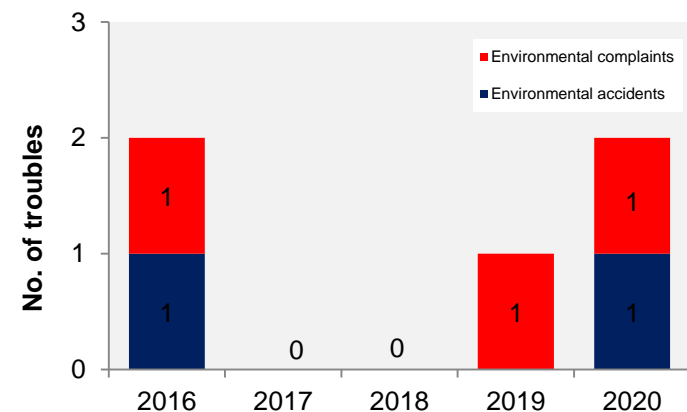
## ■ Proceeds-based specific industrial waste amount



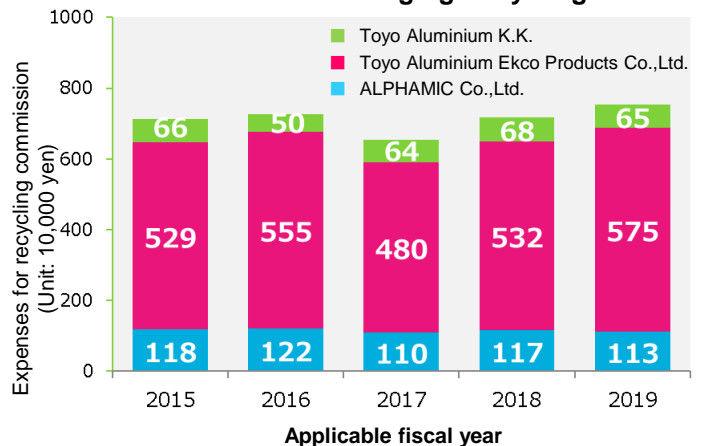
## ■ Total amount of water intake



## ■ Transition of the number of environmental troubles



## ■ Transition of commission fees for recycling under the Containers and Packaging Recycling Act



## ■ Status of periodic notification related to environmental laws and regulations (Documents submitted in fiscal 2020)

- Regular report required under the Act on Rationalizing Energy Use
- Mid-to-long-term plan required under the Act on Rationalizing Energy Use
- Report of delivery status, etc. of industrial wastes manifests required under the Waste Management Act
- Special Management industrial wastes disposal plan required under the Waste Management Act
- Special Management industrial Waste disposal plan implementation status report required under the Waste Management Act

- PCB wastes, etc. storage and disposal status notification sheet required under the Law Concerning Special Measures Against PCB Waste
- Notification of release amounts and transfer amounts of Class 1 Designated Chemical Substance required under the Act on Confirmation, etc. of Release Amounts of Specific Chemical Substances in the Environment and Promotion of Improvements to the Management Thereof (PRTR)
- Report of imposed amounts on pollution loads required under the Act on Compensation for Pollution-related Health Damage

## ■ Emission amount of substances subject to PRTR (Results of FY 2020)

Unit: kg

No.	Substance name	Emission amount				Movement amount	
		Atmosphere	Public water areas	Soil	Landfill	Sewerage	Outside of premises
003	Boron compounds	0	0	0	0	0	13
053	Ethylbenzene	365	0	0	0	0	3,322
080	Xylene	6,308	0	0	0	0	37,602
186	Methylene chloride	13,000	0	0	0	0	1,300
273	n-dodecyl alcohol	2,971	0	0	0	0	3,880
296	1,2,4-trimethylbenzene	22,376	0	0	0	0	120,249
297	1,3,5-trimethylbenzene	6,800	0	0	0	0	37,059
300	Toluene	43,900	0	0	0	0	349,288
321	Vanadium	0	0	0	0	0	0.2
392	n-hexane	41	0	0	0	0	140
438	Methylnaphthalene	24	0	0	0	0	0

## ■ Acquisition status of official qualifications related to environment (Name)

Qualification name		No. of qualified ppl
Pollution control manager	Atmosphere	13
	Water quality	9
	Noise	2
	Vibration	1
	Noise and vibration	4
	Dioxins	3
Specially controlled industrial waste chief administrator		36
Energy manager		16

## ■ Environmental accounting (Results of FY 2020) (1,000 yen)

Classification	Investment amount	Expense amount
Pollution prevention cost	16,359	133,468
Global environmental protection cost	190,085	41,495
Resource recycling cost	9,000	93,944
Upstream / downstream cost	0	650
Management activity cost	28,000	35,318
Social activity cost	0	153
Total	243,444	305,028

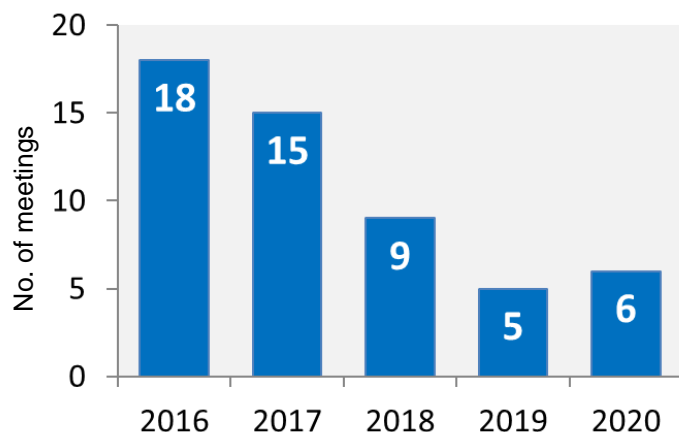
\*Investment amount: Expenditures for environmental protection out of the investment for depreciable assets

\*Expense amount: Amount incurred for environmental protection out of the expenses for companies, etc.

(Complying with the Environmental Accounting Guidelines 2005 of Ministry of the Environment)

## Quality Assurance

### ■ Transition of the number of Quality Review Meetings held



# Acquisition Status of ISO Certifications

## ■ List of ISO 9001 and ISO 14001 certifications obtained (2015 ver. migrated)

Company/business site name	ISO9001 Certification acquisition/registration timing	ISO14001 Certification acquisition/registration timing
Yao Works, Toyo Aluminium K.K.	October 1, 1996	January 19, 2001
Kanbara Works, Toyo Aluminium K.K.	April 1, 1998	June 1, 2007
Chiba Works, Toyo Aluminium K.K.	September 1, 1999	July 1, 2007
Gumma Works, Toyo Aluminium K.K.	October 1, 1996	August 3, 2001
Chigasaki Works, Toyo Aluminium K.K.	April 1, 1998	June 1, 2007
Chigasaki Works (Yabata), Toyo Aluminium K.K.	April 1, 1998	June 1, 2007
Shinjo Works (including Gose), Toyo Aluminium K.K.	September 1, 1997	April 11, 2003
Shinjo Works (Hirano), Toyo Aluminium K.K.	February 1, 2007	March 2, 2016
Hino Works, Toyo Aluminium K.K.	March 1, 1998	March 26, 2004
★ Shiga Plant, Toyo Aluminium Ekco Products Co., Ltd.	August 1, 1998	March 1, 2003
Alphamic Co., Ltd.	December 1, 2004	Not obtained
Toyo Tokai Aluminium Hanbai K.K.	January 1, 2004	November 1, 2001
ALP Co., Ltd.	March 1, 2003	March 1, 2003
Toyal Europe S.A.S.U.	June 1, 1995	July 1, 2012
Toyal America, Inc.	March 1, 2000	Obtained in February 2004 and returned in 2012
Toyal Zhaoqing Co., Ltd.	August 1, 2010	October 1, 2010
Hunan NingXiang JiWeiXin Metal Powder Co., Ltd.	August 1, 2005	May 1, 2007
Svam Toyal Packaging Industries Pvt. Ltd.	March 27, 2017	March 27, 2017

\*ISO 14001 certification was obtained as the entire Toyo Aluminium Ekco Products Co., Ltd.

## ■ List of ISO 27001 certifications obtained

Company name	Business site name	Certification acquisition/registration timing
Toyo Aluminium K.K.	All business sites (excluding manufacturing line divisions)	March 2007: Flagship sites only ★
Toyo Aluminium Ekco Products Co., Ltd.	All business sites (excluding production sites)	September 2008
Toyo Tokai Aluminium Hanbai K.K.	All business sites	September 2008

★ As of October 2016, all the business sites except for manufacturing line divisions obtained the certification.